

Election Summary Report

General Election

JASPER COUNTY

November 05, 2024

Summary for: All Contests, All Districts, All Tabulators, All Counting Groups

Official Results

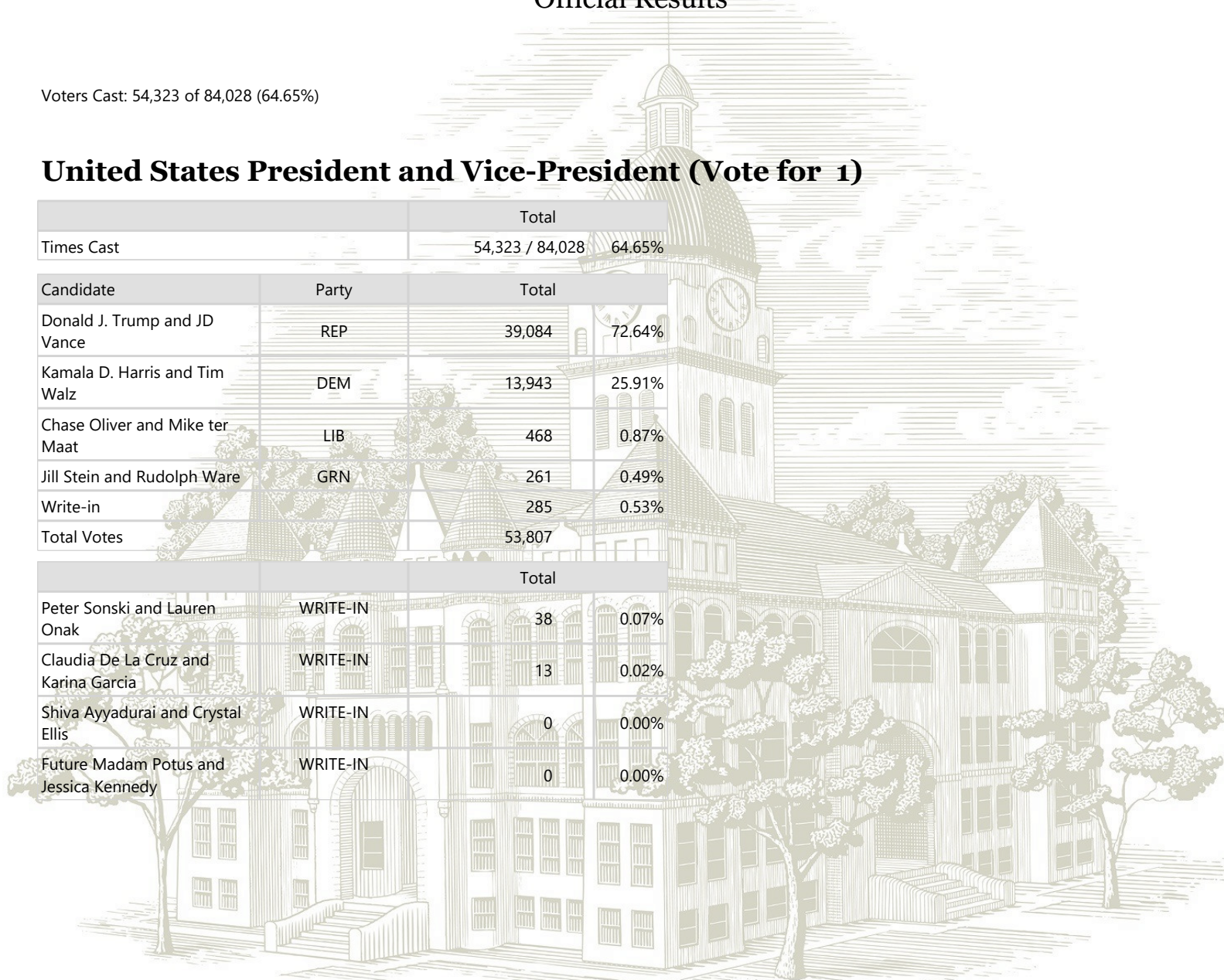
Voters Cast: 54,323 of 84,028 (64.65%)

United States President and Vice-President (Vote for 1)

	Total
Times Cast	54,323 / 84,028 64.65%

Candidate	Party	Total	
Donald J. Trump and JD Vance	REP	39,084	72.64%
Kamala D. Harris and Tim Walz	DEM	13,943	25.91%
Chase Oliver and Mike ter Maat	LIB	468	0.87%
Jill Stein and Rudolph Ware	GRN	261	0.49%
Write-in		285	0.53%
Total Votes		53,807	

		Total	
Peter Sonski and Lauren Onak	WRITE-IN	38	0.07%
Claudia De La Cruz and Karina Garcia	WRITE-IN	13	0.02%
Shiva Ayyadurai and Crystal Ellis	WRITE-IN	0	0.00%
Future Madam Potus and Jessica Kennedy	WRITE-IN	0	0.00%



United States Senator (Vote for 1)

		Total	
Times Cast		54,316 / 84,028	64.64%

Candidate	Party	Total	
Josh Hawley	REP	38,129	71.33%
Lucas Kunce	DEM	13,518	25.29%
W.C. Young	LIB	825	1.54%
Jared Young	BTR	706	1.32%
Nathan Kline	GRN	279	0.52%
Write-in		43	0.08%
Total Votes		53,457	

		Total	
Gina Bufe	WRITE-IN	0	0.00%

Governor (Vote for 1)

		Total	
Times Cast		54,316 / 84,028	64.64%

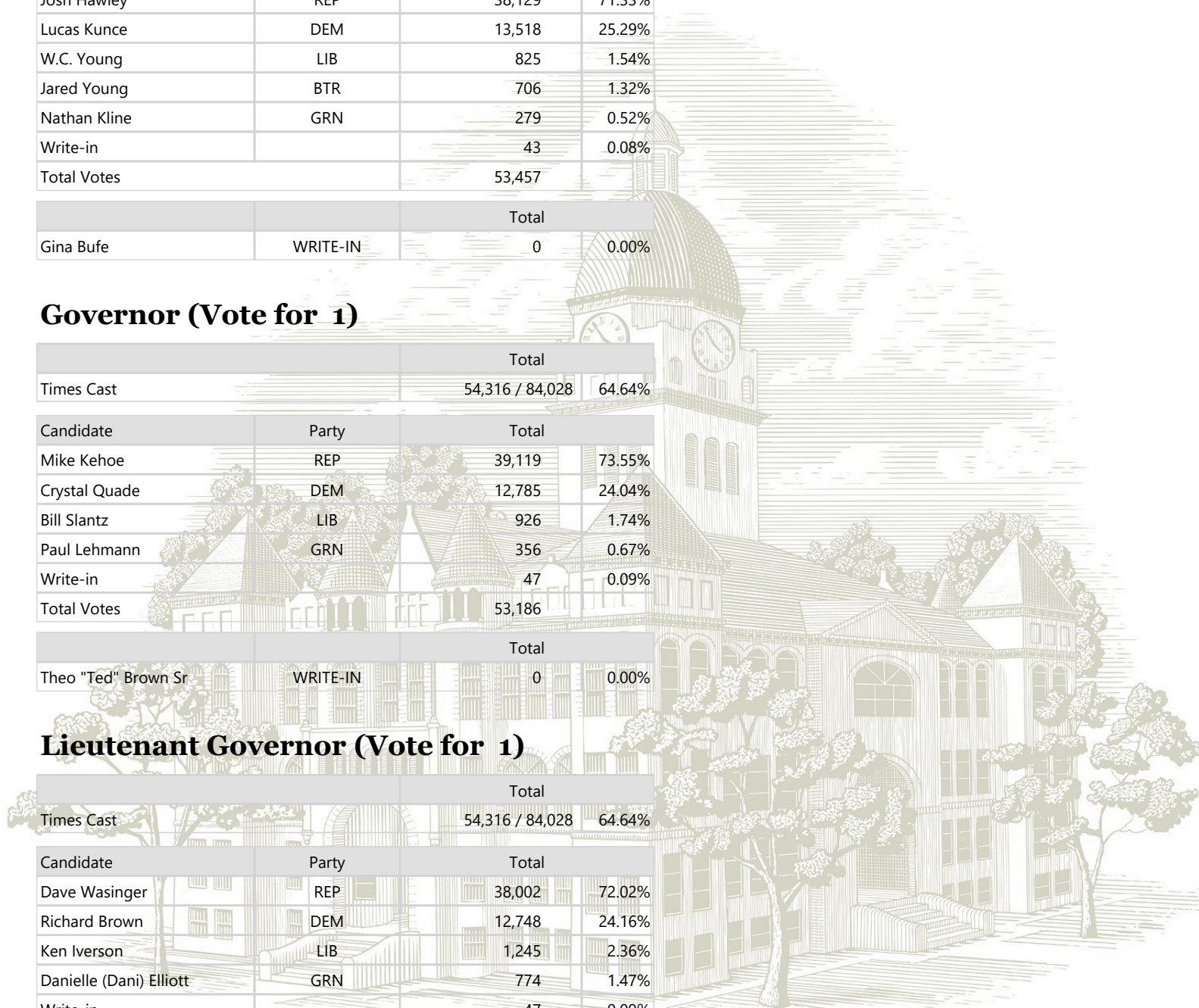
Candidate	Party	Total	
Mike Kehoe	REP	39,119	73.55%
Crystal Quade	DEM	12,785	24.04%
Bill Slantz	LIB	926	1.74%
Paul Lehmann	GRN	356	0.67%
Write-in		47	0.09%
Total Votes		53,186	

		Total	
Theo "Ted" Brown Sr	WRITE-IN	0	0.00%

Lieutenant Governor (Vote for 1)

		Total	
Times Cast		54,316 / 84,028	64.64%

Candidate	Party	Total	
Dave Wasinger	REP	38,002	72.02%
Richard Brown	DEM	12,748	24.16%
Ken Iverson	LIB	1,245	2.36%
Danielle (Dani) Elliott	GRN	774	1.47%
Write-in		47	0.09%
Total Votes		52,769	



Secretary of State (Vote for 1)

		Total	
Times Cast		54,316 / 84,028	64.64%
Candidate	Party	Total	
Denny Hoskins	REP	38,384	72.84%
Barbara Phifer	DEM	12,933	24.54%
Carl Herman Freese	LIB	967	1.84%
Jerome Bauer	GRN	409	0.78%
Write-in		46	0.09%
Total Votes		52,693	

State Treasurer (Vote for 1)

		Total	
Times Cast		54,316 / 84,028	64.64%
Candidate	Party	Total	
Vivek Malek	REP	38,044	72.26%
Mark Osmack	DEM	12,619	23.97%
John A. Hartwig, Jr.	LIB	1,345	2.55%
Reagan Haase	GRN	640	1.22%
Write-in		54	0.10%
Total Votes		52,648	

Attorney General (Vote for 1)

		Total	
Times Cast		54,316 / 84,028	64.64%
Candidate	Party	Total	
Andrew Bailey	REP	39,016	74.16%
Elad Jonathan Gross	DEM	12,325	23.43%
Ryan L. Munro	LIB	1,270	2.41%
Write-in		47	0.09%
Total Votes		52,611	

United States Representative in Congress 7th District (Vote for 1)

		Total	
Times Cast		54,316 / 84,028	64.64%
Candidate	Party	Total	
Eric Burlison	REP	38,823	73.65%
Missi Hesketh	DEM	12,685	24.06%
Kevin Craig	LIB	1,205	2.29%
Write-in		51	0.10%
Total Votes		52,713	

State Representative 127th District (Vote for 1)

		Total	
Times Cast		6,769 / 9,460	71.55%
Candidate	Party	Total	
Ann Kelley	REP	5,685	86.81%
Marvin Manring	DEM	864	13.19%
Write-in		4	0.06%
Total Votes		6,549	

State Representative 161st District (Vote for 1)

		Total	
Times Cast		13,802 / 24,259	56.89%
Candidate	Party	Total	
Lane Jay Roberts	REP	8,490	63.96%
Shawna Ackerson	DEM	4,783	36.04%
Write-in		28	0.21%
Total Votes		13,273	

State Representative 162nd District (Vote for 1)

		Total	
Times Cast		18,074 / 26,737	67.60%
Candidate	Party	Total	
Bob Bromley	REP	15,495	100.00%
Write-in		377	2.43%
Total Votes		15,495	

State Representative 163rd District (Vote for 1)

		Total	
Times Cast		15,671 / 23,572	66.48%
Candidate	Party	Total	
Cathy Jo Loy	REP	11,855	78.34%
Philip D. Wilson	DEM	3,278	21.66%
Write-in		19	0.13%
Total Votes		15,133	

Circuit Judge 29 Division 1 (Vote for 1)

		Total	
Times Cast		54,316 / 84,028	64.64%
Candidate	Party	Total	
Joe Hensley	REP	46,104	100.00%
Write-in		1,114	2.42%
Total Votes		46,104	

Circuit Judge 29 Division 3 (Vote for 1)

		Total	
Times Cast		54,316 / 84,028	64.64%
Candidate	Party	Total	
David Boyce Mouton	REP	45,900	100.00%
Write-in		1,048	2.28%
Total Votes		45,900	

Commissioner of the County Commission Eastern District (Vote for 1)

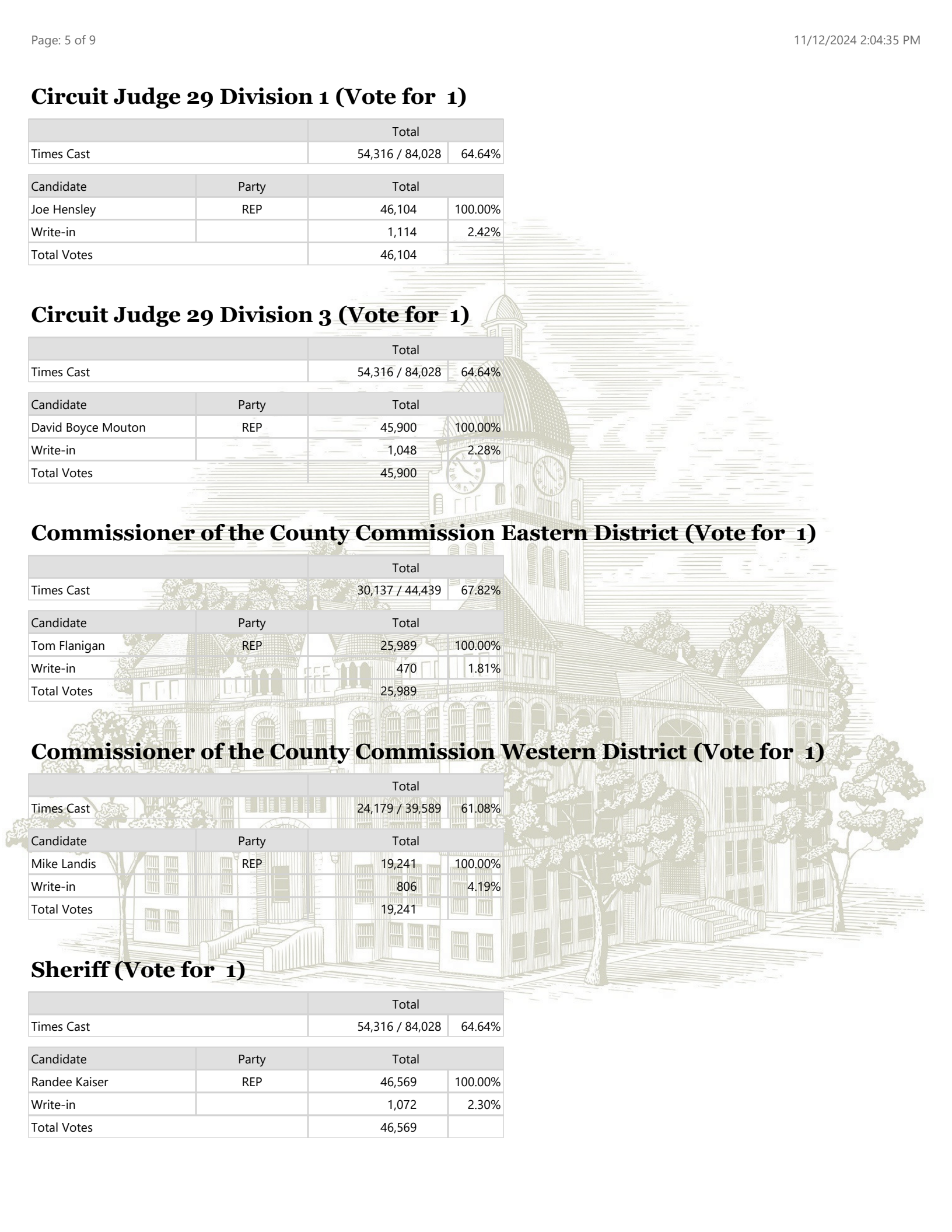
		Total	
Times Cast		30,137 / 44,439	67.82%
Candidate	Party	Total	
Tom Flanigan	REP	25,989	100.00%
Write-in		470	1.81%
Total Votes		25,989	

Commissioner of the County Commission Western District (Vote for 1)

		Total	
Times Cast		24,179 / 39,589	61.08%
Candidate	Party	Total	
Mike Landis	REP	19,241	100.00%
Write-in		806	4.19%
Total Votes		19,241	

Sheriff (Vote for 1)

		Total	
Times Cast		54,316 / 84,028	64.64%
Candidate	Party	Total	
Randee Kaiser	REP	46,569	100.00%
Write-in		1,072	2.30%
Total Votes		46,569	



Assessor (Vote for 1)

		Total	
Times Cast		54,316 / 84,028	64.64%
Candidate	Party	Total	
Lisa Perry	REP	46,033	100.00%
Write-in		945	2.05%
Total Votes		46,033	

Treasurer (Vote for 1)

		Total	
Times Cast		54,316 / 84,028	64.64%
Candidate	Party	Total	
Shannon R. Karraker	REP	45,868	100.00%
Write-in		930	2.03%
Total Votes		45,868	

Public Administrator (Vote for 1)

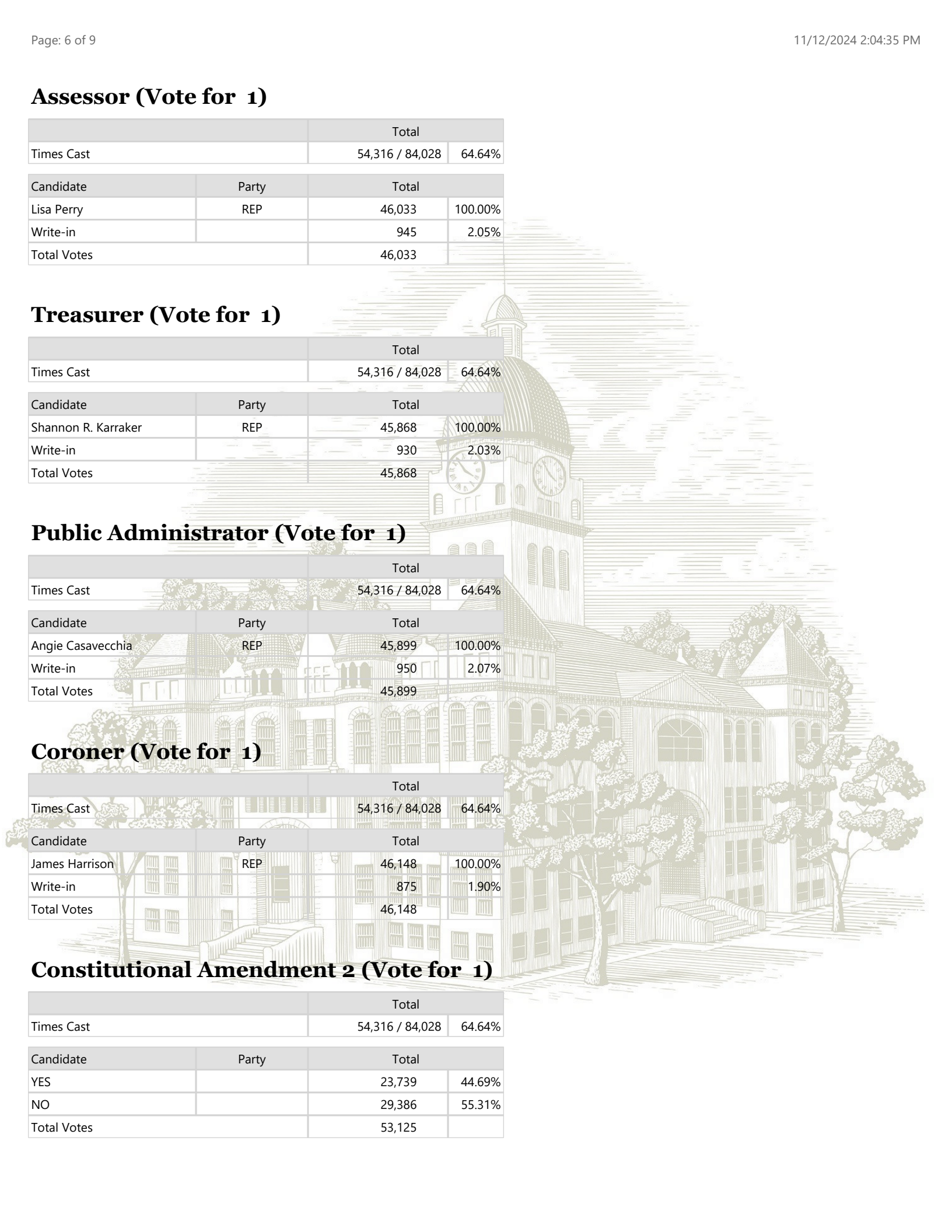
		Total	
Times Cast		54,316 / 84,028	64.64%
Candidate	Party	Total	
Angie Casavecchia	REP	45,899	100.00%
Write-in		950	2.07%
Total Votes		45,899	

Coroner (Vote for 1)

		Total	
Times Cast		54,316 / 84,028	64.64%
Candidate	Party	Total	
James Harrison	REP	46,148	100.00%
Write-in		875	1.90%
Total Votes		46,148	

Constitutional Amendment 2 (Vote for 1)

		Total	
Times Cast		54,316 / 84,028	64.64%
Candidate	Party	Total	
YES		23,739	44.69%
NO		29,386	55.31%
Total Votes		53,125	



Constitutional Amendment 3 (Vote for 1)

		Total	
Times Cast		54,316 / 84,028	64.64%
Candidate	Party	Total	
YES		19,983	37.31%
NO		33,580	62.69%
Total Votes		53,563	

Constitutional Amendment 5 (Vote for 1)

		Total	
Times Cast		54,316 / 84,028	64.64%
Candidate	Party	Total	
YES		21,931	41.98%
NO		30,305	58.02%
Total Votes		52,236	

Constitutional Amendment 6 (Vote for 1)

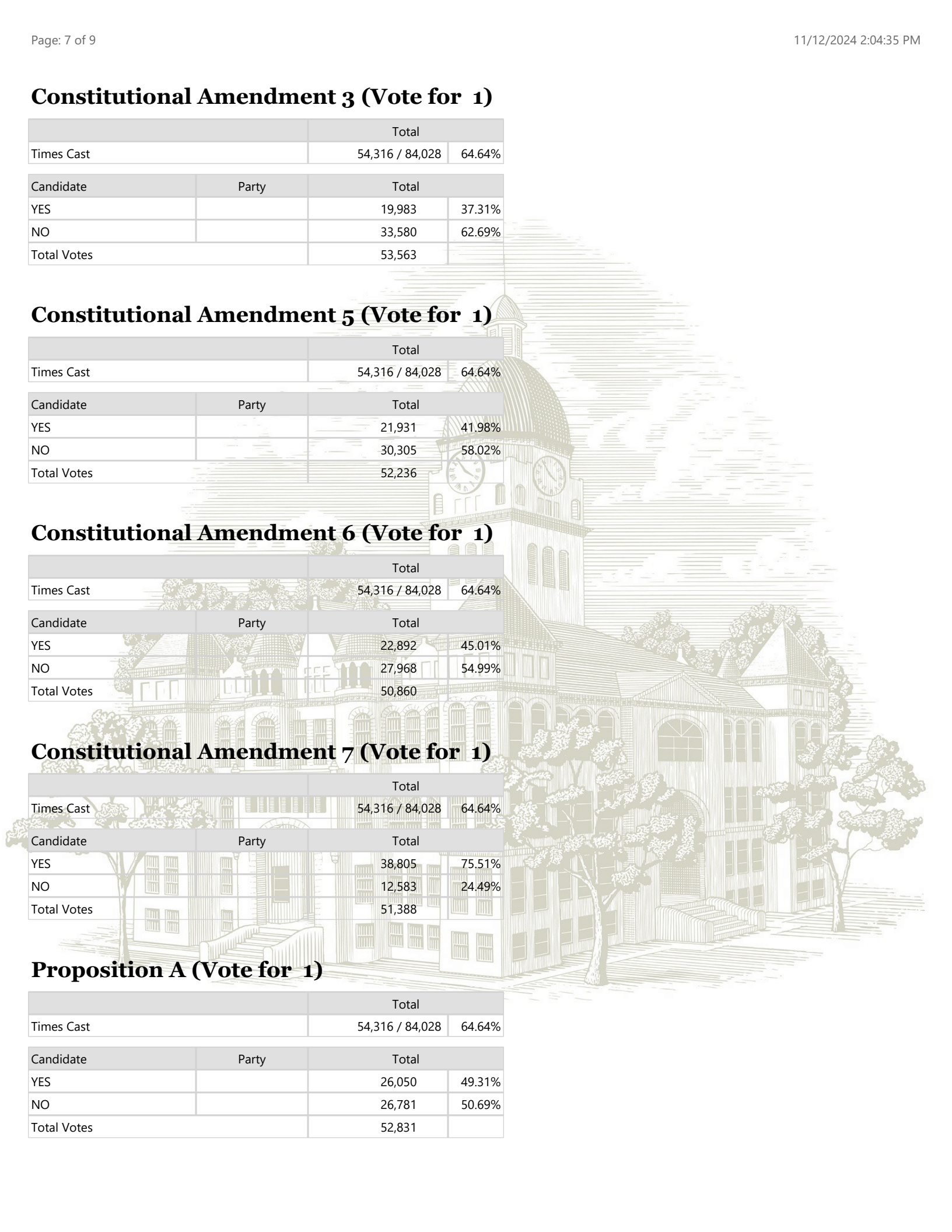
		Total	
Times Cast		54,316 / 84,028	64.64%
Candidate	Party	Total	
YES		22,892	45.01%
NO		27,968	54.99%
Total Votes		50,860	

Constitutional Amendment 7 (Vote for 1)

		Total	
Times Cast		54,316 / 84,028	64.64%
Candidate	Party	Total	
YES		38,805	75.51%
NO		12,583	24.49%
Total Votes		51,388	

Proposition A (Vote for 1)

		Total	
Times Cast		54,316 / 84,028	64.64%
Candidate	Party	Total	
YES		26,050	49.31%
NO		26,781	50.69%
Total Votes		52,831	



Missouri Supreme Court Judge - (Broniec) (Vote for 1)

		Total	
Times Cast		54,316 / 84,028	64.64%
Candidate	Party	Total	
YES		34,787	73.58%
NO		12,492	26.42%
Total Votes		47,279	

Missouri Supreme Court Judge (Gooch) (Vote for 1)

		Total	
Times Cast		54,316 / 84,028	64.64%
Candidate	Party	Total	
YES		34,531	73.19%
NO		12,650	26.81%
Total Votes		47,181	

Missouri Court of Appeals Judge - Southern District - (Borthwick) (Vote for 1)

		Total	
Times Cast		54,316 / 84,028	64.64%
Candidate	Party	Total	
YES		34,876	74.42%
NO		11,988	25.58%
Total Votes		46,864	

Missouri Court of Appeals Judge - Southern District - (Growcock) (Vote for 1)

		Total	
Times Cast		54,316 / 84,028	64.64%
Candidate	Party	Total	
YES		34,931	74.56%
NO		11,916	25.44%
Total Votes		46,847	

City of Carthage Question (Vote for 1)

		Total	
Times Cast		1,281 / 1,987	64.47%
Candidate	Party	Total	
YES		731	61.48%
NO		458	38.52%
Total Votes		1,189	

City of Sarcoxie Question (Vote for 1)

		Total	
Times Cast		593 / 894	66.33%

Candidate	Party	Total	
YES		338	58.58%
NO		239	41.42%
Total Votes		577	

